

Roll up graphics system/**DL2**

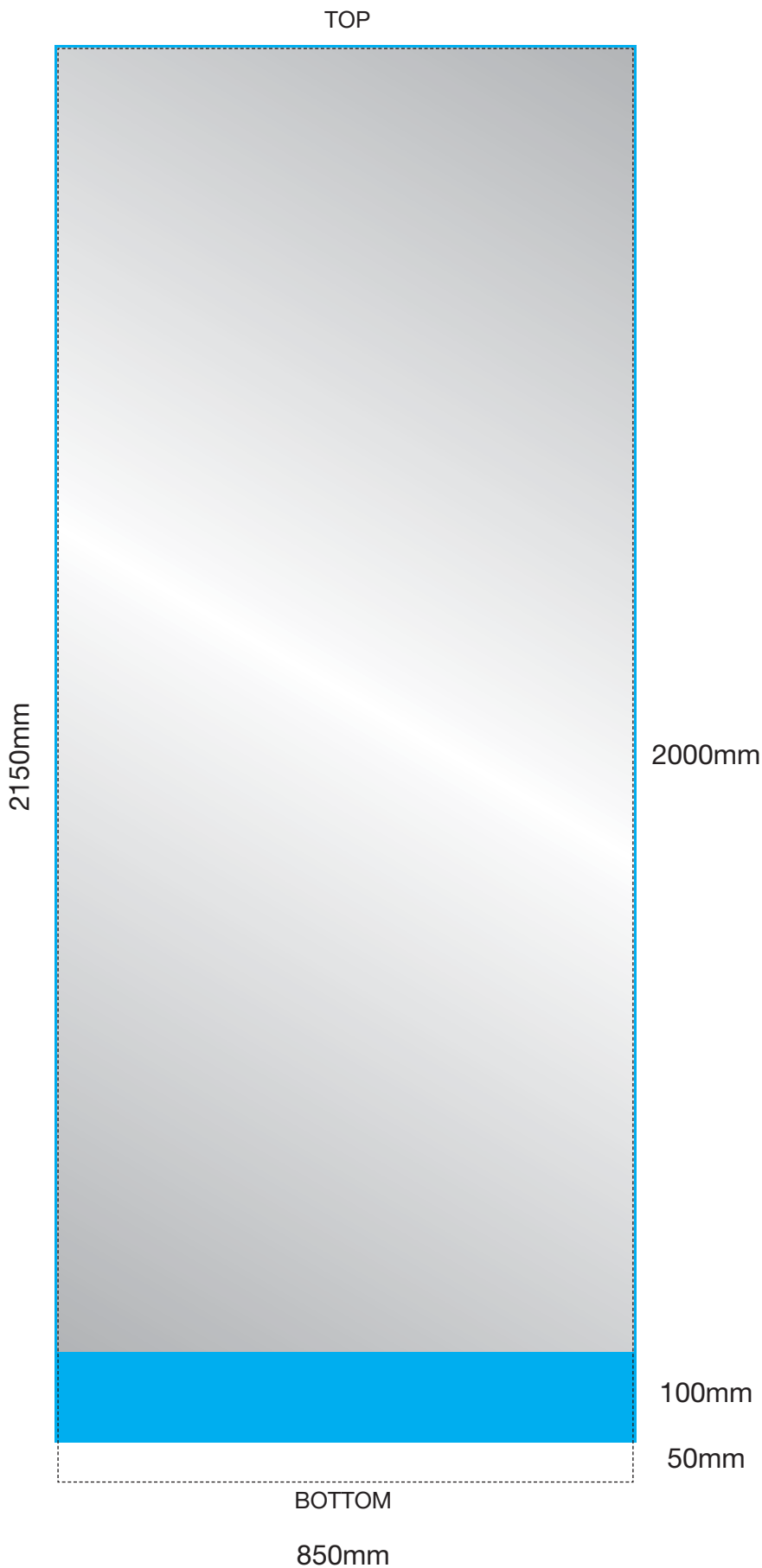


DL2 - Roll up graphic system

- Twin images 2000mm high x 850mm wide
- Deluxe silver anodised/blue cassette with levelling screws and 3 piece 'bungee' pole
- Snap lock graphic hanging profile
- Deluxe padded carry bag
- Quality assured - 5 year guarantee
- Overall height of system 2085mm
- Nett weight 7.9kg

DL2 Banner Graphic Specification

2150mm x 850mm



Visible graphic area 2000mm x 850mm

Finished print size 2150mm x 850mm
(Inc. 150mm inside base of cassette)

Image bleed area 2105 x 860mm
(5mm top and sides, 100mm inside base)

n.b. We recommend maximum graphic thickness including seal to be 375 micron for fitting within the cassette

DL2 Roll Up Assembly Instructions

1



Remove your roll up and bungee pole from the carry bag.

2




Take the pole and allow all three sections to slide together.

3



Push the black plastic bracket onto the end of the pole.

4




Insert the pole into the cassette, ensuring that it is fully located.

5



Pull the first top rail straight upwards ensuring not to damage the graphic.

6



Hook the top rail onto the black plastic bracket. Repeat stage 5 and 6 for the second graphic.